

Lohmann Sandy

Layers in Alternative Systems



*Performance Data
Body weight tables*

BREEDING FOR SUCCESS ... TOGETHER



LOHMANN
BREEDERS

Performance Data

LOHMANN SANDY

Layers in Alternative Systems

Egg Production

Age at 50 % production 145 – 140 days

Peak production 97 – 95 %

Eggs per Hen Housed

in 72 weeks of age 328

in 80 weeks of age 373

in 100 weeks of age 469

Egg Mass per Hen Housed

in 72 weeks of age 20.47 kg

in 80 weeks of age 23.39 kg

in 100 weeks of age 29.78 kg

Average Egg Weight

in 72 weeks of age 62.3 g

in 80 weeks of age 62.8 g

in 100 weeks of age 63.5 g



Egg Characteristics

Shell colour: cream

Shell breaking strength: > 40 Newton

Feed Conversion Ratio

2.0 – 2.2 kg/kg egg mass

Body weight

at 17 weeks 1.35 kg

at the end of production 1.95 kg

Liveability

Rearing 99 – 98 %

Laying period (72 weeks) 95 – 94 %

Laying period (100 weeks) 91 – 90 %

Body weight development

LOHMANN SANDY



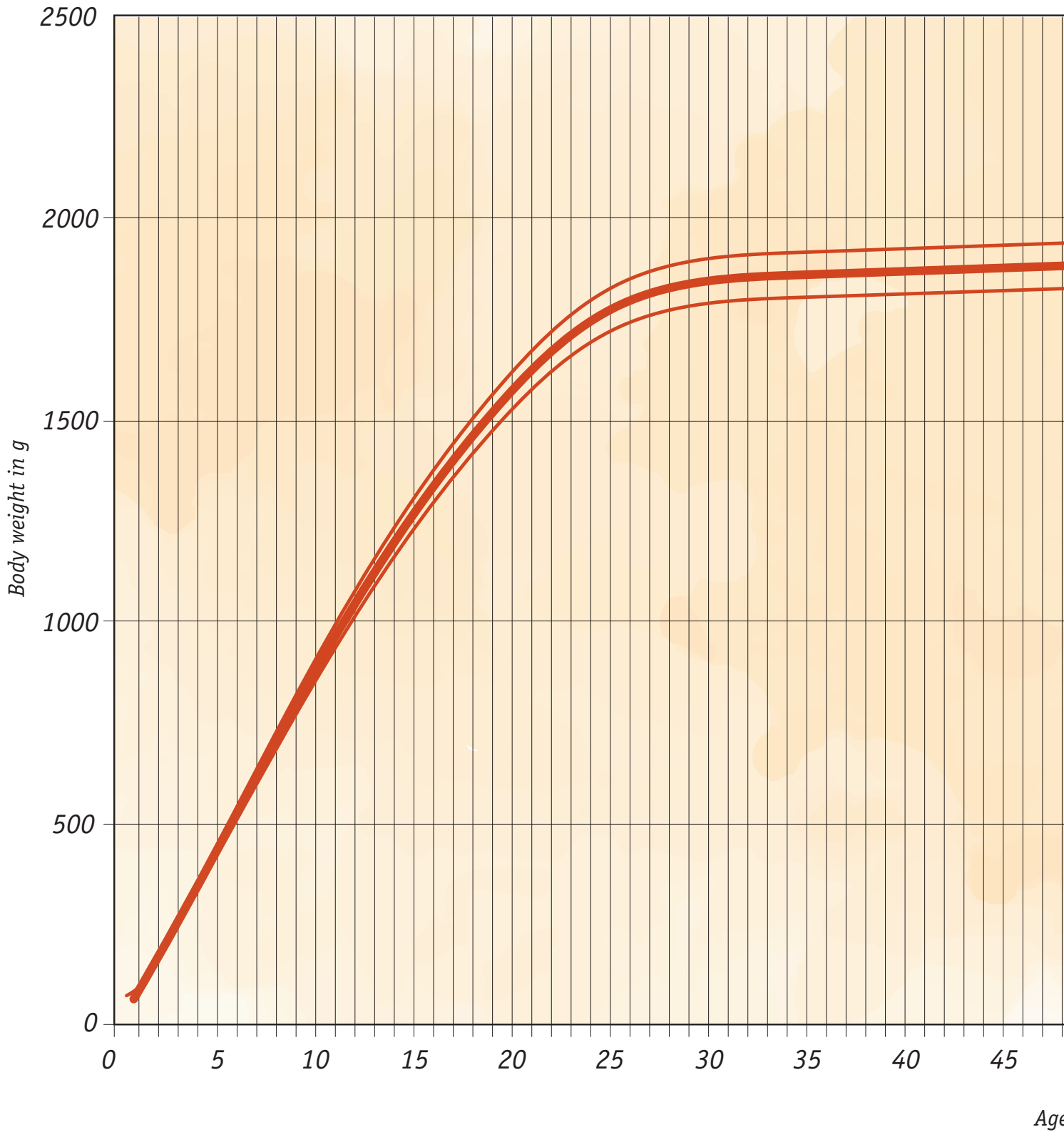
Age	Min.	Max.	Standard
1	73	77	75
2	123	131	127
3	184	196	190
4	261	277	269
5	351	373	362
6	447	475	461
7	544	578	561
8	640	680	660
9	732	778	755
10	821	871	846
11	904	960	932
12	983	1043	1013
13	1055	1121	1088
14	1122	1192	1157
15	1186	1260	1223
16	1248	1326	1287
17	1310	1391	1350
18	1372	1456	1414
19	1434	1522	1478
20	1494	1586	1540
21	1550	1646	1598
22	1601	1700	1650
23	1644	1746	1695
24	1682	1786	1734
25	1714	1820	1767
26	1739	1847	1793
27	1758	1866	1812
28	1770	1880	1825
29	1778	1888	1833
30	1783	1893	1838
31	1786	1896	1841
32	1789	1899	1844
33	1791	1901	1846
34	1793	1903	1848
35	1795	1907	1851

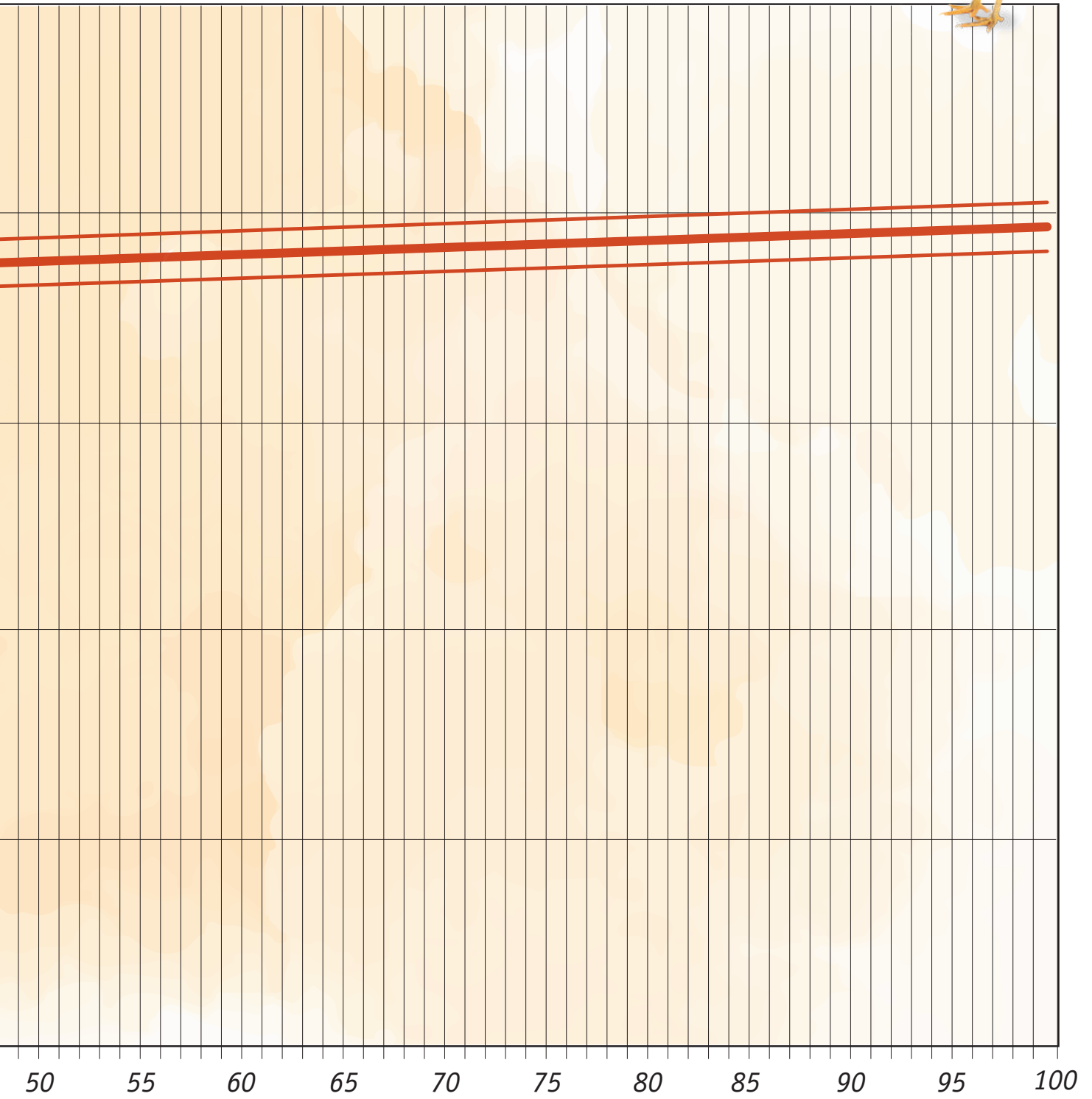
Age	Min.	Max.	Standard
36	1797	1909	1853
37	1799	1911	1855
38	1802	1914	1858
39	1804	1916	1860
40	1806	1918	1862
41	1809	1921	1865
42	1811	1923	1867
43	1813	1925	1869
44	1815	1927	1871
45	1818	1930	1874
46	1820	1932	1876
47	1822	1934	1878
48	1824	1936	1880
49	1826	1938	1882
50	1827	1941	1884
51	1830	1944	1887
52	1832	1946	1889
53	1834	1948	1891
54	1836	1950	1893
55	1838	1952	1895
56	1840	1954	1897
57	1842	1956	1899
58	1844	1958	1901
59	1846	1960	1903
60	1848	1962	1905
61	1850	1964	1907
62	1852	1966	1909
63	1854	1968	1911
64	1855	1969	1912
65	1857	1971	1914
66	1859	1973	1916
67	1860	1976	1918
68	1862	1978	1920
69	1864	1980	1922
70	1866	1982	1924

Age	Min.	Max.	Standard
71	1867	1983	1925
72	1869	1985	1927
73	1871	1987	1929
74	1873	1989	1931
75	1874	1990	1932
76	1876	1992	1934
77	1878	1994	1936
78	1879	1995	1937
79	1881	1997	1939
80	1883	1999	1941
81	1884	2000	1942
82	1886	2002	1944
83	1887	2003	1945
84	1889	2005	1947
85	1891	2007	1949
86	1891	2007	1949
87	1892	2008	1950
88	1892	2008	1950
89	1893	2009	1951
90	1893	2009	1951
91	1894	2010	1952
92	1894	2010	1952
93	1895	2011	1953
94	1895	2011	1953
95	1896	2012	1954
96	1896	2012	1954
97	1897	2013	1955
98	1897	2013	1955
99	1898	2014	1956
100	1898	2014	1956

Body weight development

LOHMANN SANDY





Age in Weeks

Performance Goals

LOHMANN SANDY

Age in Weeks	Egg No. per H.H. cumulative	Rate of Lay %		Egg Weight g		Egg Mass	
		per H.H.	per H.D.	in Week	cumulative	g/H.D. in Week	kg/H.H. cumulative
19	0.6	9.3	9.3	42.4	42.4	3.9	0.03
20	3.2	36.7	36.8	44.9	44.4	16.5	0.14
21	7.0	54.7	54.8	47.4	46.0	26.0	0.32
22	12.1	72.0	72.2	49.8	47.6	36.0	0.58
23	17.8	82.3	82.6	52.0	49.0	43.0	0.87
24	24.0	87.9	88.2	53.9	50.3	47.5	1.21
25	30.4	91.0	91.4	55.6	51.4	50.8	1.56
26	36.9	92.8	93.2	56.8	52.3	52.9	1.93
27	43.4	93.8	94.3	57.9	53.2	54.6	2.31
28	50.0	94.3	94.9	58.8	53.9	55.8	2.70
29	56.6	94.6	95.2	59.6	54.6	56.7	3.09
30	63.3	94.7	95.4	60.2	55.2	57.4	3.49
31	69.9	94.8	95.5	60.7	55.7	58.0	3.89
32	76.6	94.9	95.6	61.1	56.2	58.4	4.30
33	83.2	94.9	95.8	61.5	56.6	58.9	4.71
34	89.8	95.0	95.9	61.9	57.0	59.3	5.12
35	96.5	95.0	95.9	62.3	57.3	59.7	5.53
36	103.1	94.8	95.8	62.5	57.7	59.9	5.95
37	109.8	94.7	95.8	62.7	58.0	60.0	6.36
38	116.4	94.5	95.7	62.9	58.3	60.1	6.78
39	123.0	94.3	95.6	63.0	58.5	60.2	7.20
40	129.6	94.2	95.5	63.2	58.8	60.3	7.61
41	136.1	94.0	95.4	63.3	59.0	60.4	8.03
42	142.7	93.8	95.2	63.5	59.2	60.4	8.45
43	149.3	93.5	95.1	63.6	59.4	60.4	8.86
44	155.8	93.3	94.9	63.7	59.6	60.4	9.28
45	162.3	93.0	94.7	63.8	59.7	60.4	9.69
46	168.8	92.7	94.5	63.9	59.9	60.4	10.11
47	175.3	92.4	94.3	64.0	60.0	60.4	10.52
48	181.7	92.1	94.1	64.1	60.2	60.3	10.94
49	188.1	91.8	93.8	64.2	60.3	60.3	11.35
50	194.6	91.5	93.6	64.3	60.5	60.2	11.76
51	200.9	91.2	93.4	64.4	60.6	60.1	12.17
52	207.3	90.8	93.1	64.5	60.7	60.1	12.58
53	213.6	90.5	92.8	64.6	60.8	60.0	12.99
54	219.9	90.1	92.6	64.7	60.9	59.9	13.40
55	226.2	89.7	92.3	64.7	61.0	59.7	13.81
56	232.5	89.3	92.0	64.8	61.1	59.6	14.21
57	238.7	89.0	91.7	64.8	61.2	59.4	14.62
58	244.9	88.5	91.4	64.9	61.3	59.3	15.02
59	251.1	88.1	91.1	64.9	61.4	59.1	15.42

Performance Goals

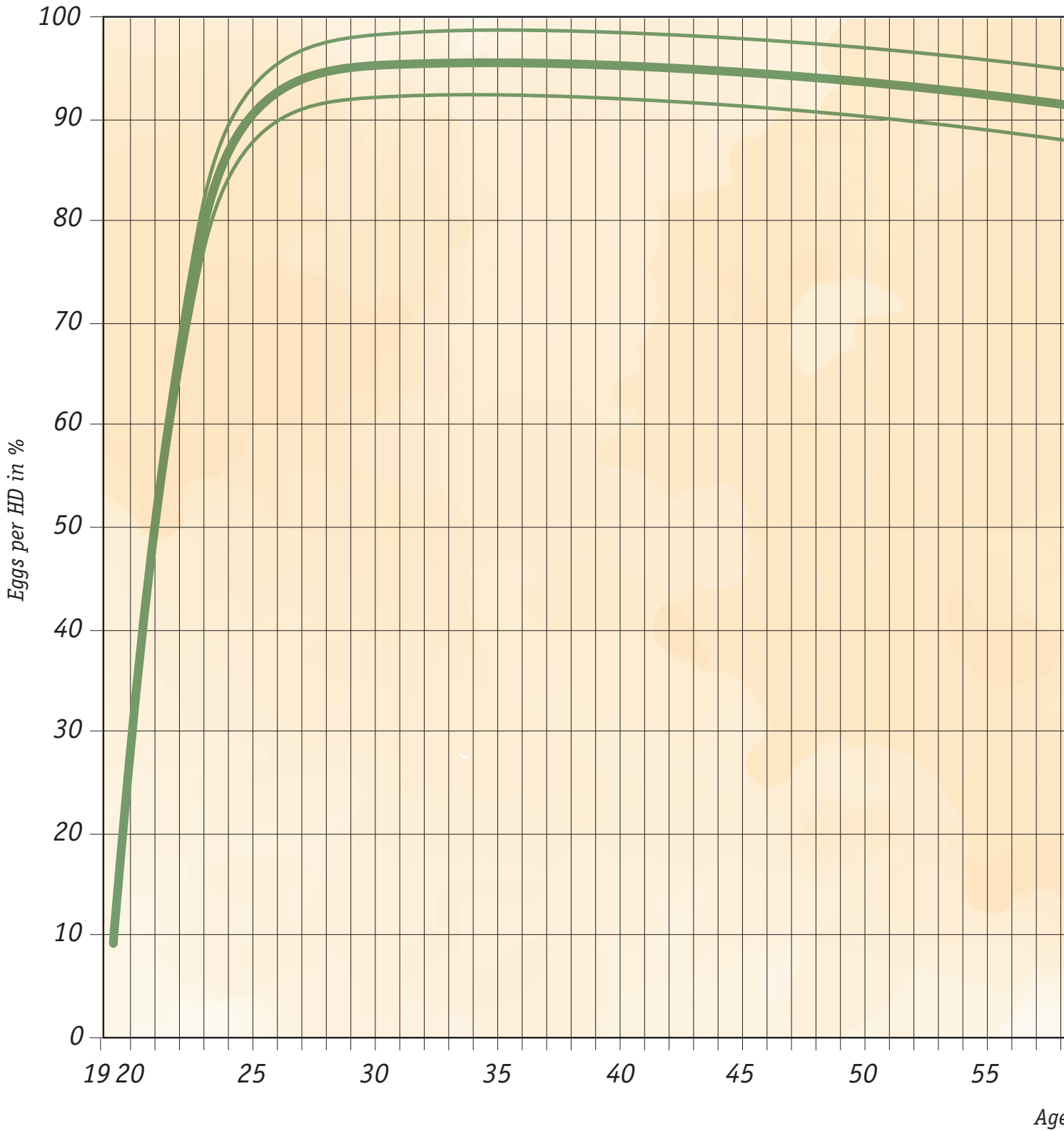
LOHMANN SANDY

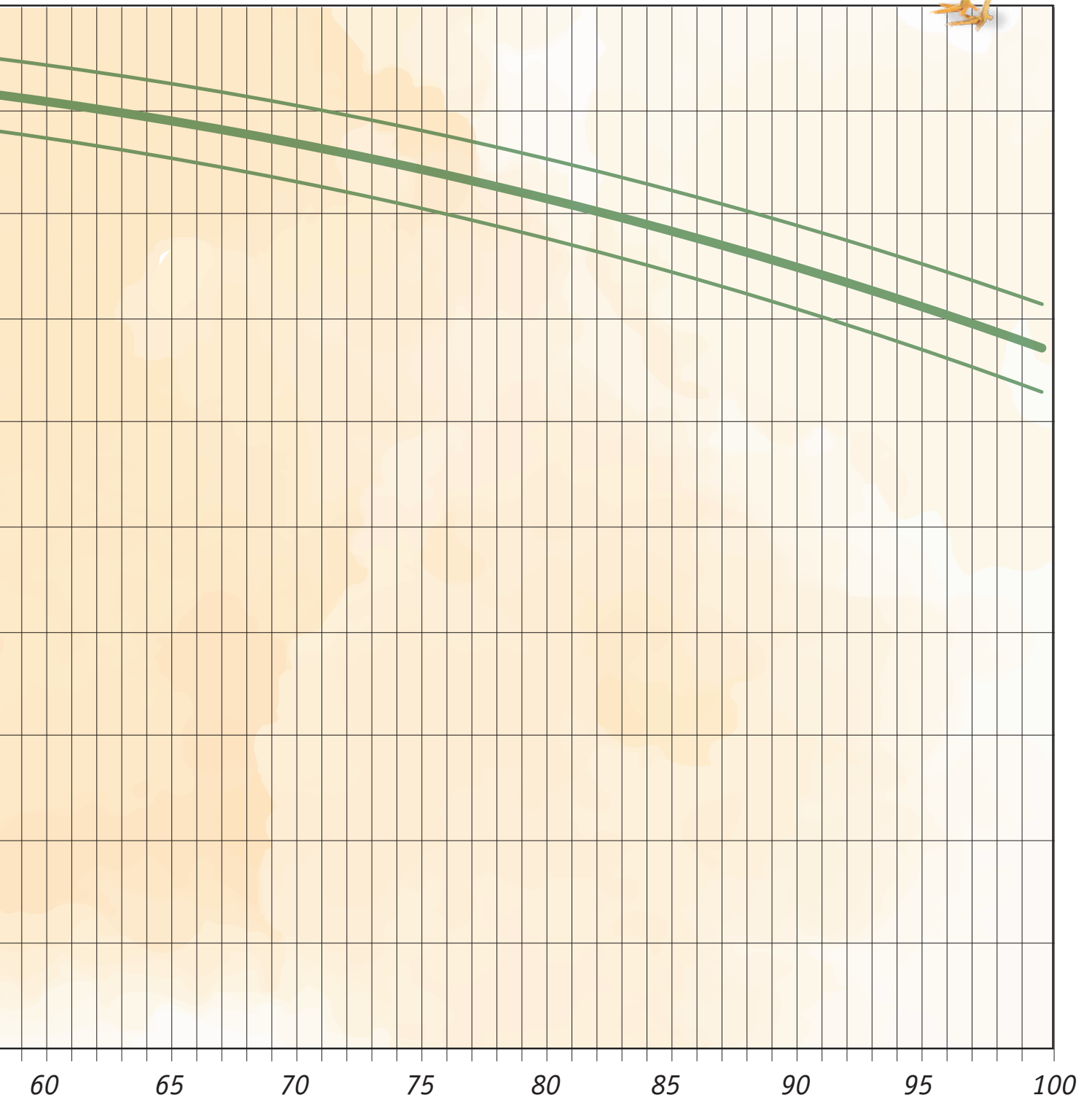


Age in Weeks	Egg No. per H.H. cumulative	Rate of Lay %		Egg Weight g		Egg Mass	
		per H.H.	per H.D.	in Week	cumulative	g/H.D. in Week	kg/H.H. cumulative
60	257.2	87.7	90.7	65.0	61.5	59.0	15.82
61	263.3	87.3	90.4	65.0	61.6	58.8	16.21
62	269.4	86.9	90.1	65.1	61.7	58.7	16.61
63	275.5	86.4	89.8	65.1	61.7	58.4	17.00
64	281.5	86.0	89.4	65.2	61.8	58.3	17.40
65	287.5	85.5	89.1	65.3	61.9	58.1	17.79
66	293.4	85.1	88.7	65.3	61.9	57.9	18.18
67	299.3	84.6	88.3	65.4	62.0	57.7	18.56
68	305.2	84.1	87.9	65.5	62.1	57.6	18.95
69	311.1	83.5	87.5	65.6	62.1	57.4	19.33
70	316.9	83.0	87.0	65.7	62.2	57.2	19.71
71	322.6	82.4	86.6	65.7	62.3	56.9	20.09
72	328.4	81.8	86.1	65.8	62.3	56.6	20.47
73	334.1	81.2	85.6	65.8	62.4	56.3	20.84
74	339.7	80.6	85.1	65.9	62.5	56.1	21.22
75	345.3	80.0	84.5	66.0	62.5	55.8	21.59
76	350.9	79.4	84.0	66.0	62.6	55.4	21.95
77	356.4	78.7	83.5	66.0	62.6	55.1	22.32
78	361.8	78.1	82.9	66.1	62.7	54.8	22.68
79	367.3	77.4	82.4	66.1	62.7	54.5	23.04
80	372.6	76.8	81.8	66.2	62.8	54.1	23.39
81	378.0	76.1	81.2	66.2	62.8	53.8	23.74
82	383.2	75.4	80.6	66.3	62.9	53.4	24.09
83	388.5	74.7	80.0	66.3	62.9	53.0	24.44
84	393.6	73.9	79.4	66.3	63.0	52.6	24.78
85	398.8	73.2	78.7	66.3	63.0	52.2	25.12
86	403.8	72.4	78.0	66.3	63.0	51.8	25.46
87	408.8	71.6	77.3	66.4	63.1	51.3	25.79
88	413.8	70.8	76.6	66.4	63.1	50.9	26.12
89	418.7	70.0	75.9	66.5	63.2	50.4	26.45
90	423.5	69.2	75.2	66.5	63.2	50.0	26.77
91	428.3	68.4	74.4	66.6	63.2	49.5	27.09
92	433.1	67.5	73.6	66.6	63.3	49.0	27.40
93	437.7	66.7	72.9	66.6	63.3	48.6	27.71
94	442.3	65.8	72.1	66.7	63.3	48.1	28.02
95	446.9	65.0	71.3	66.7	63.4	47.6	28.32
96	451.4	64.1	70.5	66.7	63.4	47.0	28.62
97	455.8	63.2	69.7	66.8	63.4	46.5	28.92
98	460.2	62.3	68.8	66.8	63.5	46.0	29.21
99	464.5	61.4	68.0	66.8	63.5	45.4	29.50
100	468.7	60.5	67.1	66.8	63.5	44.9	29.78

Egg Production Curve

LOHMANN SANDY





Age in Weeks

Disclaimer

The information, advices and suggestions given in this publication should be used for guidance and educational purposes only, recognizing that local environmental and disease conditions may vary and a guide cannot cover all possible circumstances. While every attempt has been made to ensure that the information presented is accurate and reliable at the time of publication, LOHMANN cannot accept responsibility for any errors, omissions or

inaccuracies in such information or management suggestions.

Further, LOHMANN does not warrant or make any representations or guarantees regarding the use, validity, accuracy, or reliability of, or flock performance or productivity resulting from the use of, or otherwise respecting, such information or management suggestions. In no event LOHMANN be liable for any special, indirect or consequential damages or special damages what-

soever arising out of or in connection with the use of the information or management suggestions containing in this management guide.

This publication remains the property of LOHMANN. You may not copy or distribute any portions of this publication without the written prior consent of LOHMANN.

LOHMANN BREEDERS GmbH

Am Seedeich 9–11 | 27472 Cuxhaven | Germany

Phone +49 (0) 47 21/505-0

Email info@lohmann-breeders.com | www.lohmann-breeders.com

06/21_V01-21



LOHMANN
BREEDERS

BREEDING FOR SUCCESS ... TOGETHER